









2005 Northern European Gymnastics
Championships
Lisburn, Northern Ireland



MENS TEAM FINALS

No.	Name	FED							Ind. Score	Ind. Rank	Team Score	Team Rank
					VT 1	VT 2						
Finland												
100	AALTO Sami	FIN	8.400	7.600	8.500	8.900		8.050	6.000	47.450	9	
101	KOIVUNEN Riku	FIN	7.800	7.800		8.350	7.550	6.900	38.400	16		
102	TANSKANNEN Jani	FIN	8.300	7.850	7.900	8.950	8.150	8.850	50.000	2		
103	KUUSELA Iikka	FIN	7.400	7.500	7.600	7.550	8.550	7.400	46.000	10		
104	TORKKEL Olli	FIN			9.500				9.500	38		
			24.500	23.250	25.900	26.200		24.750	23.150		147.750	1
Iceland												
105	KRISTJANSSON Dyrri	ISL	7.700			8.250		7.550	6.850	30.350	27	
106	JOCHUMSSON Ingvar	ISL	7.450		6.300	7.550		6.300	5.750	33.350	21	
107	KRISTMANNSSON Robert	ISL	7.450	7.100	5.950	8.700	8.050	6.850	6.500	42.550	12	
108	ALEXANDERSSON Runar	ISL		8.000	8.800					16.800	35	
109	KRISTMANNSSON Viktor	ISL	8.150	8.200	7.400	8.950	8.250	8.350	7.500	48.550	8	
			23.300	23.300	22.500	25.900		22.750	20.850		138.600	7
Norway												
110	JANSEN Espen	NOR	8.250	7.400	8.300	8.800	8.100	7.850	8.100	48.700	6	
111	JOERGENSEN Arve	NOR		7.750	7.650			7.250	7.550	30.200	28	
112	SAMULSEN Tore	NOR	7.500		8.550	8.400	7.800	7.250	6.850	38.550	15	
113	LARSON Daniel	NOR	7.650	6.000		9.050	8.500	7.800		30.500	26	
114	DAHL HANSEN Runar	NOR	7.700	6.200	5.600	7.450			7.350	34.300	20	
			23.600	21.350	24.500	26.250		22.900	23.000		141.600	5
Sweden												
115	SLANVALL Bjorn	SWE	8.250	8.400	8.200	8.550		7.200	8.450	49.050	5	
116	BOSTROM Jimmi	SWE	8.000	9.100	8.550	8.850		8.100	8.000	50.600	1	
117	MANNERVIK Oskar	SWE	7.500	6.450				6.850	6.650	27.450	29	
118	THELER Elof	SWE			7.250	8.950	7.600		7.900	24.100	30	
119	HAGELIN Patrick	SWE	8.000	6.400	6.850	8.500		7.600		37.350	17	
			24.250	23.950	24.000	26.350		22.900	24.350		145.800	2
Denmark												
120	MAGNUSSEN Pierre	DEN	7.550	6.800	7.400	8.500		6.050	7.650	43.950	11	
121	RASMUSSEN Henrik K	DEN	7.950	7.700	7.600	9.000	8.200	8.050	8.350	48.650	7	
122	VAMMEN Helge	DEN	8.200	8.000	7.600	9.300	8.400	8.050	8.050	49.200	4	
123	HANSEN Mathias L	DEN			9.100					9.100	39	
124	CHRISTENSEN Thomas	DEN	8.300			8.700			4.600	21.600	32	
			24.450	22.500	24.300	27.000		22.150	24.050		144.450	3
Faroe Islands												
125	OSTER Hogni R	FAR	6.600			7.900				14.500	37	
			6.600	0.000	0.000	7.900		0.000	0.000		14.500	10
Scotland												
126	FREW Steve	SCO			8.050	8.600		7.900	6.950	31.500	24	
127	KOURSARYS Barry	SCO	7.950	8.250	7.900	8.650	8.650			32.750	23	
128	KEATINGS Daniel	SCO		8.650	7.800			8.300	8.100	32.850	22	
129	MACKIE Andrew	SCO	6.550	8.400	7.600			7.600	7.200	37.350	17	
130	GRAHAM Ross	SCO	7.900	7.450		8.400		7.850	7.000	38.600	14	
			22.400	25.300	23.750	25.650		24.050	22.300		143.450	4
Wales												
131	EATON David	WAL	8.550	8.100	7.300	8.950		8.500	8.200	49.600	3	
132	HOOSON Gwilym	WAL	7.450	7.850	6.350			7.400	7.000	36.050	19	
133	HENNESSEY Matthew	WAL	7.600	7.500		8.450			7.150	30.700	25	
134	PURNELL Clinton	WAL			6.250	8.500	8.200	6.400		21.150	33	
135	MULLET Nathan	WAL	7.700		7.600	8.350	7.900	7.450	7.900	39.000	13	
			23.850	23.450	21.250	25.900		23.350	23.250		141.050	6
Ireland												
136	HEALY Wayne	IRL	6.950			7.800	0.000			14.750	36	
137	LINNEY Peter	IRL								0.000	40	
			6.950	0.000	0.000	7.800		0.000	0.000		14.750	9
Northern Ireland												
138	COSGRAVE Matthew	NIR		5.150		9.200	7.900	7.650		22.000	31	
139	CARSON Luke	NIR		5.050		8.350	8.225	6.600		20.000	34	
			0.000	10.200	0.000	17.550		14.250	0.000		42.000	8
Isle of Man (guest)												
140	HEDGES Alex	IOM	7.950	5.600	7.400	8.300	7.400	6.900	7.600	43.750	12	
			7.950	5.600	7.400	8.300		6.900	7.600		43.750	12



WOMENS TEAM FINALS

No.	Name	FED	VT 1	VT 2			Ind. Score	Ind. Rank	Team Score	Team Rank	
Finland											
1	URVIKKO Annika	FIN	8.100	8.225	7.450	7.450	7.750	30.750	12		
2	LAITILA Maria	FIN	8.325	8.400	2.800	0.000	7.500	18.625	34		
3	HELMINEN Fanni	FIN	8.600	8.300	7.400	7.300	7.925	31.225	10		
4	JUUJARVI Anniina	FIN	8.400	8.275	7.450	5.700	7.900	29.450	17		
			25.325		22.300	20.450	23.575		91.650	7	
Iceland											
5	EINARSDOTTIR Friaa	ISL	8.425	8.200		7.925	8.300	24.650	24		
6	JOHANNESDOTTIR Hera	ISL			6.850	7.750	8.050	22.650	30		
7	ROS Inga	ISL	8.150		7.450			15.600	35		
8	SAEUNN Kristjana	ISL	7.700	8.400	7.500	8.000	8.150	31.350	8		
9	PALSDOTTIR Sif	ISL	7.600		8.150	7.900	7.700	31.350	8		
			24.275		23.100	23.825	24.500		95.700	4	
Norway											
10	BUER Charlotte	NOR	8.550	8.275	8.400	7.250	8.300	32.500	5		
11	ANDERSSON Guro	NOR	8.400	8.550	7.350	6.425	7.100	29.275	18		
12	OSTAD Sandra	NOR			7.500			7.500	45		
13	SONDOV Karoline	NOR	8.100		6.950	7.450	7.700	30.200	14		
			25.050		23.250	21.125	23.100		92.525	6	
Sweden											
14	WAGNER Veronica	SWE			8.425			8.425	43		
15	SUNEBACK Emma	SWE	8.450	8.250	8.150	6.550	7.500	30.650	13		
16	KOVAC Nathalie	SWE	7.750		6.625	6.650	7.800	28.825	20		
17	JANSSON Rebecka	SWE	8.700	8.375		6.600	7.600	22.900	29		
18	NILSSON Linn	SWE	8.250		8.000	5.950	7.625	29.825	16		
			25.400		24.575	19.800	23.025		92.800	5	
Denmark											
19	OFFERGAARD Miriam	DEN	8.600	8.100	6.600	7.200	7.500	29.900	15		
20	LAURITSEN Michelle	DEN	8.125	8.050	6.150	5.750		20.025	33		
21	FURU Mia	DEN	7.850		6.050		7.200	21.100	31		
22	VALSGAARD Ditte	DEN			5.850	5.150		11.000	42		
23	JAEGER Marie	DEN	7.150	7.250		6.600	7.225	20.975	32		
			24.575		18.800	19.550	21.925		84.850	9	
Faroe Islands											
24	MAGNUSSON Marit	FAR	7.050			5.500		12.550	40		
25	KNUDSEN Anita	FAR	7.200			5.100		12.300	41		
			14.250		0.000	10.600	0.000		24.850	10	
Scotland											
26	GALASHAN Carol	SCO	8.300		8.200	7.750		24.250	27		
27	BECK Lauren	SCO	8.675	8.300	7.600		8.000	24.275	26		
28	WOOD Rachel	SCO	8.250	8.250		8.000	8.375	24.625	25		
29	WHITE Emma	SCO	8.550		7.350	7.500	8.300	31.700	7		
30	HANNAH Jennifer	SCO			7.700	7.375	8.150	23.225	28		
			25.525		23.500	23.250	24.825		97.100	3	
Wales											
31	COSGRAVE Charlotte	WAL			7.800			7.800	44		
32	ROBERTS Melanie	WAL	8.450		8.350	8.200	8.150	33.150	4		
33	PUGH Rhian	WAL	8.375		8.825	8.725	8.225	34.150	2		
34	LISLE Lynette	WAL	8.475		9.325	8.050	8.550	34.400	1		
35	GAZZI Jessica	WAL	8.800	8.500	0.000	7.775	8.675	25.250	23		
			25.725		26.500	24.975	25.450		102.650	1	
Ireland											
36	HOPKINS Sarah	IRL	8.050	8.000	6.250	7.050	7.700	29.050	19		
37	JOHNSTON Zoe	IRL	7.900		6.000	6.125	7.050	27.075	22		
38	QUINLAN Sile	IRL	7.300	7.625	6.400			13.700	39		
39	WEDEL Sarah	IRL				7.150	7.350	14.500	38		
40	JOHNSTON Grainne	IRL	8.000		5.550	6.450	7.250	27.250	21		
41	MASTERSON Jean[R]	IRL									
			23.950		18.650	20.650	22.300		85.550	8	
Northern Ireland											
42	SLADER Katie	NIR	8.600		8.225	8.575	8.050	33.450	3		
43	FORDE Rachel	NIR	7.650		8.125	7.300	7.925	31.000	11		
44	WARD Kathryn	NIR	8.175		7.850	8.250	8.050	32.325	6		
45	MARTIN Rebecca	NIR				7.725	7.750	15.475	36		
46	SHINGLER Polly	NIR	8.050		7.175			15.225	37		
			24.825		24.200	24.550	24.025		97.600	2	



2005 Northern European Gymnastics
Championships
Lisburn, Northern Ireland



No. Name Q Score F Score Place

MENS FLOOR FINAL

109	KRISTMANSSON Viktor	ISL	8.150	8.0250	6
122	VAMMEN Helge	DEN	8.200	8.0750	4
115	SLANVALL Bjorn	SWE	8.250	8.0750	4
110	JANSEN Espen	NOR	8.250	7.6250	8
124	CHRISTENSEN Thomas	DEN	8.300	8.3250	3
102	TANSKANNEN Jani	FIN	8.300	8.3750	2
100	AALTO Sami	FIN	8.400	7.7000	7
131	EATON David	WAL	8.550	8.4500	1
116	BOSTROM Jimmi	SWE	8.000		
119	HAGELIN Patrick	SWE	8.000		

WOMENS VAULT FINAL

		VT 1		VT2			
19	OFFERSSGAARD Miriam	DEN	8.3500	8.400	8.250	8.3250	6
15	SUNEBACK Emma	SWE	8.3500	8.475	8.225	8.3500	4
10	BUER Charlotte	NOR	8.4125	8.325	8.375	8.3500	4
3	HELMINEN Fanni	FIN	8.4500	8.400	8.375	8.3875	3
11	ANDERSSON Guro	NOR	8.4750	7.850	7.900	7.8750	8
27	BECK Lauren	SCO	8.4875	8.650	8.400	8.5250	2
17	JANSSON Rebecka	SWE	8.5375	8.100	8.350	8.2250	7
35	GAZZI Jessica	WAL	8.6500	8.700	8.550	8.6250	1
4	JUUJARVI Anniina	FIN	8.3375				
5	EINARSDOTTIR Frioa	ISL	8.3125				

MENS POMMEL HORSE FINAL

108	ALEXANDERSSON Runar	ISL	8.000	8.2750	5
122	VAMMEN Helge	DEN	8.000	8.0750	6
131	EATON David	WAL	8.100	9.0250	2
109	KRISTMANSSON Viktor	ISL	8.200	7.7500	7
129	MACKIE Andrew	SCO	8.400	8.5250	4
115	SLANVALL Bjorn	SWE	8.400	7.0500	8
128	KEATINGS Daniel	SCO	8.650	8.7000	3
116	BOSTROM Jimmi	SWE	9.100	9.3000	1
102	TANSKANNEN Jani	FIN	7.850		
132	HOOSON Gwilym	WAL	7.850		

WOMENS A-BARS FINAL

43	FORDE Rachel	NIR	8.125	6.7500	8
15	SUNEBACK Emma	SWE	8.150	7.5500	7
9	PALSDOTTIR Sif	ISL	8.150	8.3750	3
26	GALASHAN Carol	SCO	8.200	8.3750	3
10	BUER Charlotte	NOR	8.400	8.0000	6
14	WAGNER Veronica	SWE	8.425	8.2500	5
33	PUGH Rhian	WAL	8.825	8.8750	1
34	LISLE Lynette	WAL	9.325	8.8500	2
44	WARD Kathryn	NIR	7.850		
18	NILSSON Linn	SWE	8.000		

MENS RINGS FINAL

115	SLANVALL Bjorn	SWE	8.200	8.6500	4
110	JANSEN Espen	NOR	8.300	7.6500	8
100	AALTO Sami	FIN	8.500	8.5750	5
112	SAMULSEN Tore	NOR	8.550	8.3250	7
116	BOSTROM Jimmi	SWE	8.550	8.5750	5
108	ALEXANDERSSON Runar	ISL	8.800	8.9500	3
123	HANSEN Mathias L	DEN	9.100	8.9750	2
104	TORKKEL Olli	FIN	9.500	9.3500	1
126	FREW Steve	SCO	8.050		
102	TANSKANNEN Jani	FIN	7.900		



2005 Northern European Gymnastics
Championships
Lisburn, Northern Ireland



No. Name Q Score F Score Place

MENS VAULT FINAL

				VT1	VT2		
107	KRISTMANSSON Robert	ISL	8.375	8.475	7.850	8.1625	8
110	JANSEN Espen	NOR	8.450	8.750	8.075	8.4125	6
138	COSGRAVE Matthew	NIR	8.550	9.350	8.050	8.7000	2
109	KRISTMANSSON Viktor	ISL	8.600	8.775	8.350	8.5625	4
121	RASMUSSEN Henrik K	DEN	8.600	8.825	8.200	8.5125	5
127	KOURSARYS Barry	SCO	8.650	8.150	8.175	8.1625	7
113	LARSON Daniel	NOR	8.775	8.775	8.438	8.6065	3
122	VAMMEN Helge	DEN	8.850	9.125	8.413	8.7690	1

134	PURNELL Clinton	WAL	8.3500
139	CARSON Luke	NIR	8.2875

WOMENS BEAM FINAL

26	GALASHAN Carol	SCO	7.750	7.6500	6
5	EINARSDOTTIR Frioa	ISL	7.925	6.9500	8
28	WOOD Rachel	SCO	8.000	7.0500	7
8	SAEUNN Kristjana	ISL	8.000	7.7750	4
32	ROBERTS Melanie	WAL	8.200	8.5750	1
44	WARD Kathryn	NIR	8.250	7.7500	5
42	SLADER Katie	NIR	8.575	8.1500	2
33	PUGH Rhian	WAL	8.725	7.9000	3

1	URVIKKO Annika	FIN	7.450
45	MARTIN Rebecca	NIR	7.725

MENS P-BARS

121	RASMUSSEN Henrik K	DEN	8.050	7.8000	6
122	VAMMEN Helge	DEN	8.050	8.0000	5
116	BOSTROM Jimmi	SWE	8.100	8.3500	2
102	TANSKANNEN Jani	FIN	8.150	8.0750	4
128	KEATINGS Daniel	SCO	8.300	7.3750	8
109	KRISTMANSSON Viktor	ISL	8.350	8.1250	3
131	EATON David	WAL	8.500	7.7750	7
103	KUUSELA Iikka	FIN	8.550	8.6250	1

110	JANSEN Espen	NOR	7.850
126	FREW Steve	SCO	7.900

WOMENS FLOOR FINAL

42	SLADER Katie	NIR	8.050	7.9000	8
8	SAEUNN Kristjana	ISL	8.150	8.5000	2
5	EINARSDOTTIR Frioa	ISL	8.300	8.2250	6
29	WHITE Emma	SCO	8.300	8.3500	4
10	BUER Charlotte	NOR	8.300	8.2250	6
28	WOOD Rachel	SCO	8.375	8.4500	3
34	LISLE Lynette	WAL	8.550	8.5500	1
35	GAZZI Jessica	WAL	8.675	8.3000	5

44	WARD Kathryn	NIR	8.050
6	JOHANNESDOTTIR Hera	ISL	8.050

MENS H-BAR FINAL

116	BOSTROM Jimmi	SWE	8.000	7.8500	6
122	VAMMEN Helge	DEN	8.050	7.7750	7
128	KEATINGS Daniel	SCO	8.100	6.6000	8
110	JANSEN Espen	NOR	8.100	8.1250	4
131	EATON David	WAL	8.200	8.5500	1
121	RASMUSSEN Henrik K	DEN	8.350	8.3750	3
115	SLANVALL Bjorn	SWE	8.450	8.0750	5
102	TANSKANNEN Jani	FIN	8.850	8.4500	2

120	MAGNUSSEN Pierre	DEN	7.650
135	MULLET Nathan	WAL	7.900